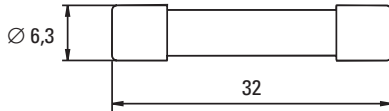


6.3x32mm / No. 343 UL 248-14, 250V, D



Dimensions (mm)



Time-Current Characteristic

Time Delay (D)

Standard

UL 248-14
CSA C22.2 No. 248.14

Approvals

UL Listed: File No. E 67006
CSA Certified: File No. 51378-37

Features

Visual fault indication
Surge tolerant
Internationally approved
Worldwide availability
Pluggable into clips or shocksafe holders

WebLinks

Data Sheet

www.wickmann.com/products/343.pdf

Approval Certificates

www.wickmann.com/approvals

Time-Current Curve

www.wickmann.com/itcurves

FaxBack Document # 204

Specifications

Packaging

000: Bulk (500 pcs.)
002: Pack (100 pcs.)

Materials

Tube: Glass
End Caps: Nickel-plated brass

Operating Temperature

-25°C to +70°C (consider de-rating)

Climatic Category

-25°C/+70°C/21 days (EN 60068-1.3)


Stock Conditions

+10°C to +60°C
relative humidity ≤ 75% yearly average,
without dew, maximum value for 30 days-95%

Vibration Resistance

24 cycles at 15 min. each (EN 60068-6)
10 - 60Hz at 0.75mm amplitude
60 - 2000Hz at 10g acceleration

Marking

 , Current Rating, 250VAC, 343, Approvals

Unit Weight

2.8g (approx.)

Limits for Pre-arcing Time

Rated Current	1.35 x I _{Rated}	2.0 x I _{Rated}
62mA ... 3.00A	< 1h	5s ... 120s
4.00 ... 8.00A	< 1h	12s ... 120s



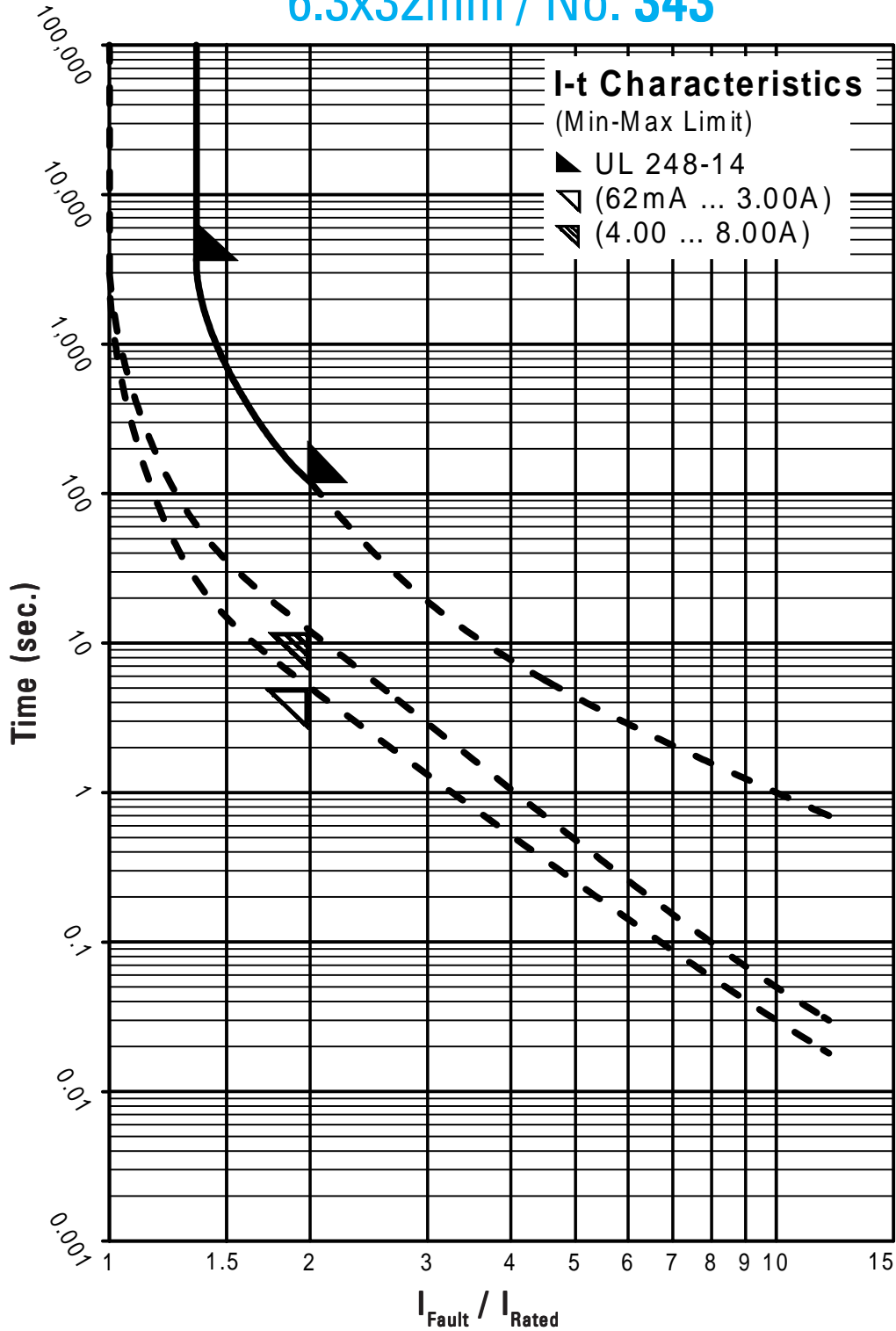
Permissible continuous operating current is ≤ 75% at ambient temperature of 23°C (73.4°F).

Rated Current	Amp Code	Voltage Rating	Breaking Capacity	Voltage Drop 1.0 x I _{Rated} max. (mV)	Power Dissipation 1.0 x I _{Rated} max. (W)	Melting Integral 10 x I _{Rated} min. (A ² s)	Approvals UL CSA
62mA	0062	250V		3400	0.4	0.036	• •
100mA	0100	250V		2700	0.5	0.085	• •
125mA	0125	250V		2250	0.5	0.28	• •
150mA	0150	250V	35A / 250VAC	2000	0.5	0.35	• •
200mA	0200	250V	10kA / 125VAC	1400	0.6	0.45	• •
250mA	0250	250V	50-60Hz	1100	0.6	0.65	• •
300mA	0300	250V	cos φ = 0.7-0.8	1000	0.6	1.2	• •
400mA	0400	250V		750	0.6	2.1	• •
500mA	0500	250V		650	0.6	4.2	• •
600mA	0600	250V		580	0.6	7.5	• •
700mA	0700	250V		530	0.6	7.5	• •
800mA	0800	250V	100A / 250VAC	485	0.6	10	• •
1.00A	1100	250V	10kA / 125VAC	400	0.6	19	• •
1.25A	1125	250V	50-60Hz	350	0.6	35	• •
1.60A	1160	250V	cos φ = 0.7-0.8	300	0.6	49	• •
2.00A	1200	250V		280	0.8	100	• •
2.50A	1250	250V		260	0.9	140	• •
3.00A	1300	250V		235	0.9	240	• •
4.00A	1400	250V	200A / 250VAC	215	1.1	500	• •
5.00A	1500	250V	10kA / 125VAC	180	1.3	620	• •
6.25A	1625	250V	50-60Hz	170	1.4	1100	• •
7.00A	1700	250V	cos φ = 0.7-0.8	160	1.6	1100	• •
8.00A	1800	125V	10kA / 125VAC	150	1.8	1100	•

Order Information

Qty.	Order-Number	Series	Amp Code	Packaging
		343		

6.3x32mm / No. 343



Contact WICKMANN for individual I-t curves